

Product Specification

Product Type: LED All-in-one Display Terminal

Product Model: LA220V18

Product Specification



Product Features

- ◆ Ultra-light and ultra-thin, the weight of a single LED cabinet is only 4.8kg, the thickness is 31mm, no complicated steel structure is needed, which is convenient for construction and installation;
- ◆ Support sound playback, built-in 2*30W audio, support 2.0 channels
- ◆ Mobile phone interactive function, support mobile phone to realize touchpad and remote control function, support mobile phone to open application quickly, support mobile phone to adjust display parameters;
- ◆ It supports conference mode, presentation mode, energy saving mode, user mode and multiple modes, and the scene mode can be quickly adjusted according to the application scenario;
- ◆ The full HDMI interface uses HDMI 2.0 interface and supports 4K input;
- ◆ Support WiFi function, can be connected to achieve Internet access; support 2.4G and 5G dual network duplex;
- ◆ Supports Bluetooth function, and can connect to Bluetooth devices via Bluetooth;
- ◆ Built-in Android 9.0 system;
- ◆ Built-in 232 and 485 interfaces can realize centralized control function;
- ◆ Full front service, supports hot plug, simplifies maintenance;
- ◆ Leading 3-in-1 integrated board design, which reduces component wired connection and improves stability;
- ◆ Independent R & D design of software and hardware, high compatibility of functional modules, maximize performance of products;
- ◆ Built-in mature technology, support wireless screen transmission, small screen control large screen, letter sending system, timer, built-in "welcome interface" editing software, etc.;
- ◆ Simple and easy-to-use menu, remote control operation; realize brightness, color temperature, contrast, volume and other adjustments, signal source switching, standby mode selection and other functions.
- ◆ Ultra-low standby power consumption design, the standby power consumption of the whole machine is less than 0.5w.
- ◆ Meet the EU RoHS directive requirement.

Product Parameter

Overall Parameter

Size	220 inch
Aspect Ratio	16:9
Pixel Pitch (mm)	1.2
Resolution	3840*2160
Overall Size (L*H)	4893*2862mm
Display Area (L*H)	4880*2745mm
Screen Thickness	31mm
Net Weight	330kg(wall-mounting bar and stand not included)
Recommended Viewing Distance	≥2.5m
Maintenance Mode	Front Access
Installation Mode	Stand, Wall-mounting

Optical Parameter

Brightness	100-550cd/m ² (Adjustable)
Refresh Rate	1920/3840Hz
Gray Scale	13-16bit
Contrast	6500:1
Color Temperature	2300-9300K (adjustable)
Viewing Angle	Horizontal 170°, Vertical 170°
LED Lifespan	≥100,000hrs

Electrical Parameter

Operation Voltage	100-240VAC 50/60Hz
Standby Power	≤0.5W
Average Power Consumption of Overall Unit	2.2KW
Maximum Power Consumption of Overall Unit	6.48KW

System Parameter

Operating System	Android 9.0
CPU	Dual Cortex-A72 large core + four Cortex-A53 small core, frequency 2.0GHz
RAM	4GB
Storage	32GB
Media Format	Support mainstream video format such as MPEG1, MPEG2, MPEG4, WMV, MKV, TS, and flv; Support audio formats such as MP3; Support JPG, JPEG, BMP, PNG, GIF and other image format.


Environmental Parameter

Operation Temperature	-10°C-40°C
Operation Humidity	10%-80%RH No condensation

I/O Ports



Type	QTY
HDMI 2.0 Input	3 (2 internal, 1 external)
HDMI 2.0 Output	1 (internal)
USB 2.0	1 (external)
USB 3.0	1 (external)
Type C	1 (external)
3.5 Audio Output	2 (1 internal, 1 external)
Audio Optical Output	1 (internal)
RS232 Port	1 (internal)
RS485 Port	1 (internal)
Bluetooth	1 (wireless)
LAN	1 (internal)

Introduction to button and interface



NO.	Description
1	Light Sensor
2	IR
3	Type C
4	USB3.0
5	USB2.0
6	Menu button (including brightness, color Temperature, contrast, sound, signal source, test mode and Other sub-menus)
7	Bright/OK (1.When the menu is Not called up, it is the brightness adjustment button,and the + and - keys are used to adjust the brightness; 2.When the menu is called up, it is used as confirm button.)
8	1.In the brightness adjustment mode,it is the brightness reduction key; 2.When the Menu is called up,it is the Down/minus key
9	1.In the brightness adjustment mode,it is the brightness increase key; 2.When the menu is called up,it is the Up/Add key
10	Standby/Wake up button
11	Dual-color indicator light (red/blue)
12	HDMI input (facedown)
13	3.5 Audio output port (facedown)

Introduction to remote control

Button icon	Introduction
	Standby/Wake up
	Up
	Down
	Confirm
	Left
	Right
	Voice +
	Voice -
	Back
	Brightness Adjustment
	Channel Switch
	Main Interface



Accessories

Remote Control	1
Front Maintenance Tool	1
Tool kit	1
Wall-mounting Bar	1

Packing Dimension

Item	Dimension	Quantity
Cabinet and Module Packing Dimension	1560*1280*890mm	1
Cabinet and Module Packing Dimension	1560*1240*1070mm	1
Lower Frame and Wall-mounting Bar Packing Dimension	1980*470*380mm	1

Note:

- In case of special requirements, the packing quantity, weight and dimension may change, and the actual product received shall prevail.

Special Statement

- ◆ Intellectual Property Rights: The hardware design and software programs of this product are protected by copyright. The contents of this product and the manual shall not be copied without the authorization of the company.
- ◆ The contents of this manual are for reference only and do not constitute a commitment of any kind.
- ◆ The company reserves the right to make improvements and changes to the product design without prior notice
- ◆ Note: HDMI, HDMI HD Multimedia Interface and HDMI logo are trademarks or registered trademarks of HDMI Licensing LLC in the United States and other countries.